



Desktop Configuration

To successfully log in and use Cayuse424, we recommend a fairly recent computer configuration. Recommended configurations are shown below. You may also need to configure a few items in your current browser or perhaps even install a new browser.

Computer – Recommended System

Cayuse recommends the following computer specifications to successfully use Cayuse424. While you may attempt to use the system with a computer that does not meet these requirements, Cayuse is unable to provide any assurances regarding system performance or functionality for older computer systems.

PC-compatible computer

- Processor: 2.5GHz Pentium 4 or equivalent; or 2.0 GHz Core 2 Duo or equivalent
- Operating system: Windows XP SP2 (recommended) or Windows Vista Business/Ultimate
- RAM: 1GB or more, if running Windows XP; 2GB or more, if running Windows Vista
- Microsoft Office 2003 (recommended) or Microsoft Office 2007

Apple Macintosh

- Processor: any Macintosh released within the last 36 months
- Operating system: Mac OS X 10.3 or later
- RAM: 1.5GB or more
- Microsoft Word 2004

Browsers

Upon navigating to the Cayuse424 site for the first time, your browser may prompt you to accept (or decline) a certificate, verifying the authenticity of the Cayuse424 server. You can choose to view the certificates details, if you like. Accept the certificate permanently, and you will proceed to the Cayuse424 login screen.

The supported browsers are:

- Internet Explorer 6 SP 2 (Windows)
- Internet Explorer 7 (Windows)
- FireFox 2.0.0.3 (or better) (Windows and OS X)

FireFox is a free download available at: <http://www.mozilla.com/firefox/> .

Configuration

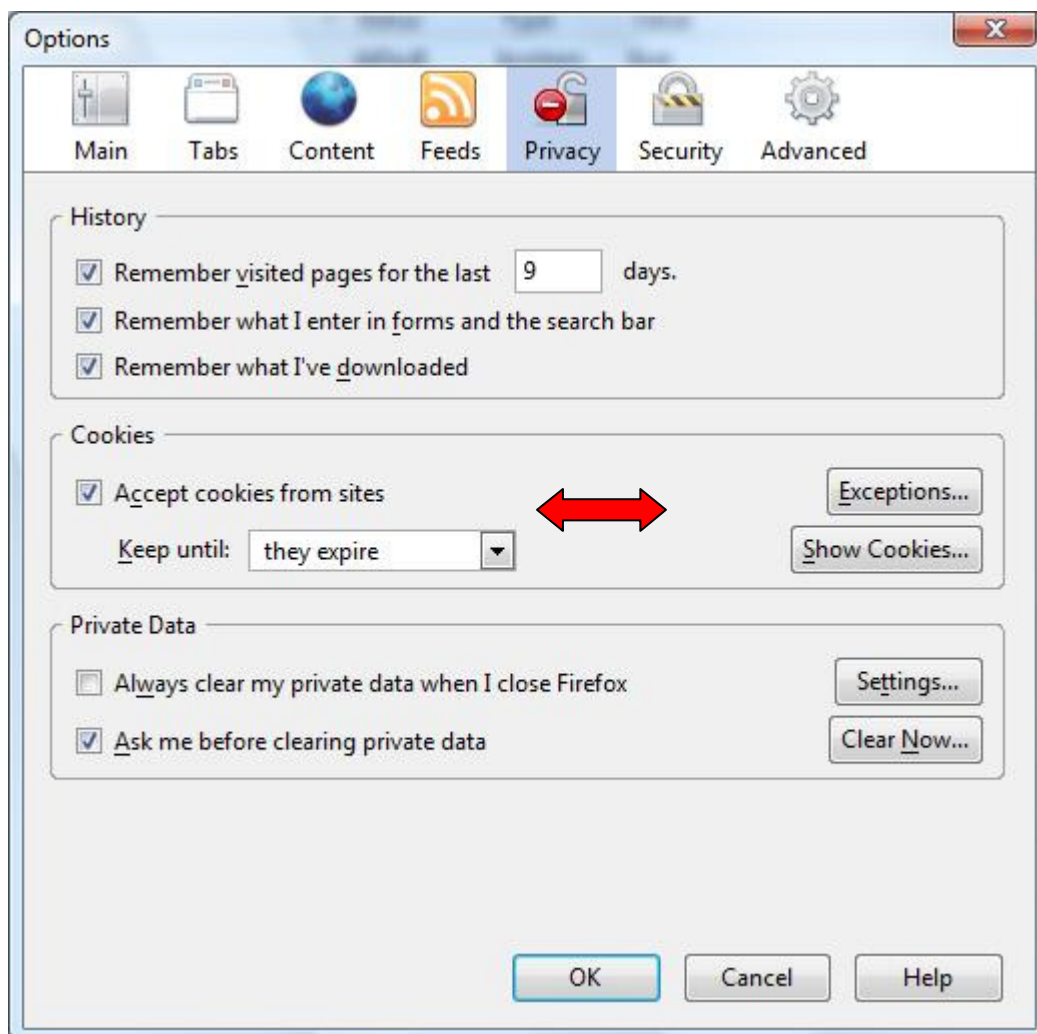
Here are the main configuration items for your browser:

JavaScript	On
Cookies	enabled
Popups	allowed

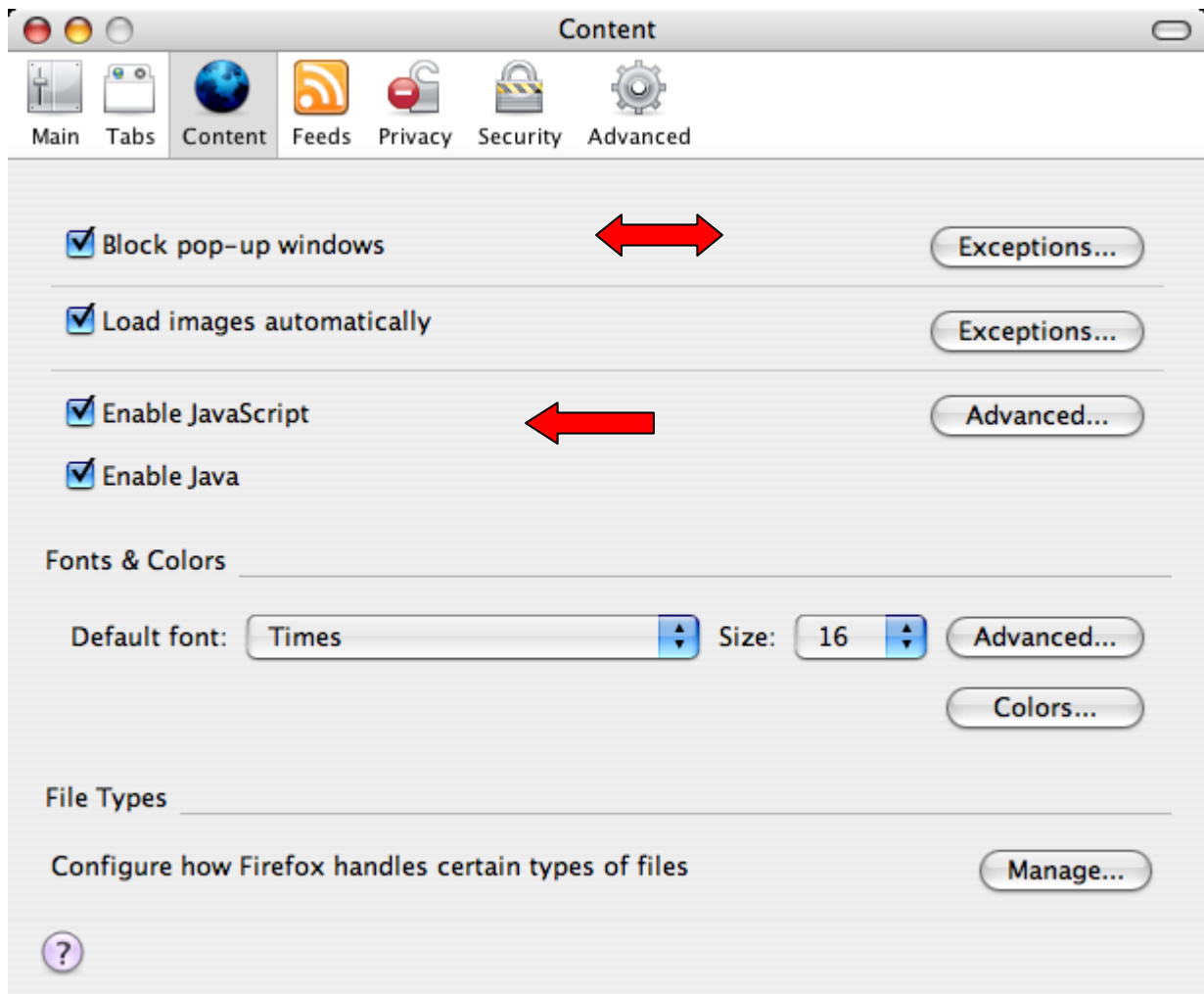
Cookies and Popups can be configured on a site-by-site basis. Some detailed instructions for configuring these options follow.

Firefox 2.0

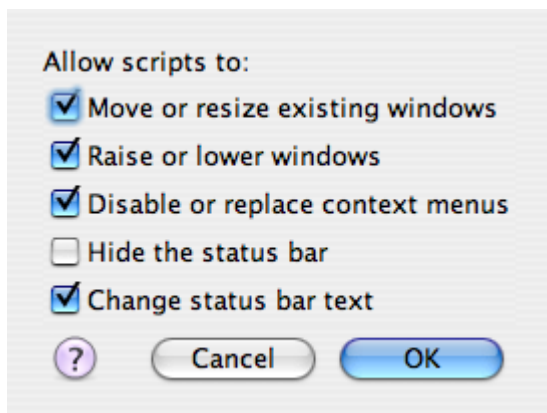
Go to **Tools: Options** and click on the **Privacy** tab. Either check the box **Accept cookies from sites** or click on the **Exceptions** button and enter the Cayuse424 URL.



Now click on the Content tab and either uncheck **Block Popup Windows** or click on **Exceptions** and enter the Cayuse424 URL. Also check the **Enable JavaScript** box.

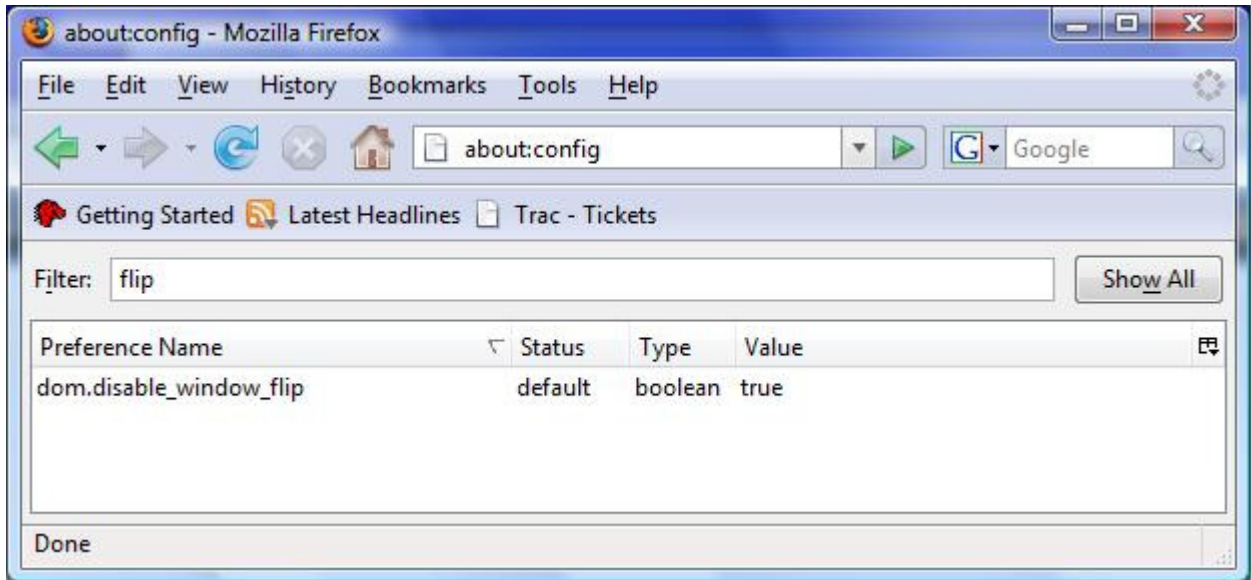


Cayuse424 also depends on an override of the default value for the *Enable JavaScript Advanced* setting **Raise or lower windows**. The installation default value is **unchecked**. Cayuse424 depends on the value **checked**.



Alternatively, type **about:config** in the address input, then:

click **Go**,
type **flip** in Filter input,
toggle value to **true**,
close tab or window.

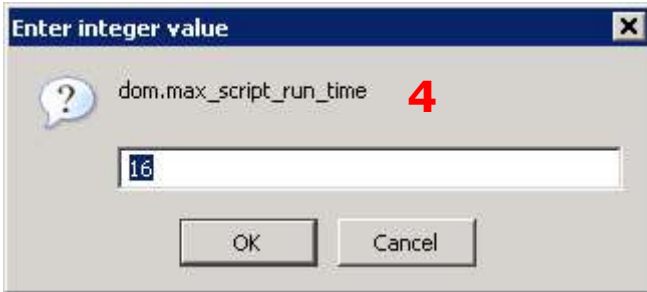


You may get a dialog from FireFox about JavaScript that looks like this:



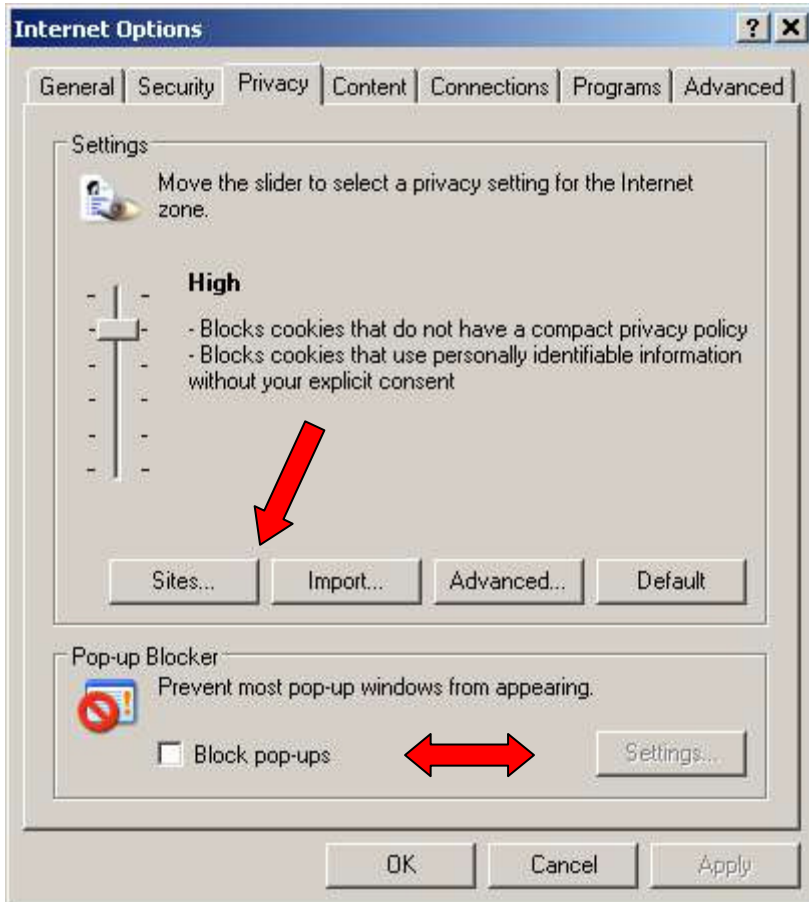
You should generally press **Continue**, but to avoid this message, you should preemptively increase the timeout to ~60 seconds. To do this:

1. Type **about:config** into the address bar
2. Type **dom.max_script_run_time** into the filter
3. double-click on the listed entry
4. Change the value to 60.



Internet Explorer 6.x

For IE, click on **Tools:Internet Options** and the **Privacy** tab. Use the **Sites** button to add the Cayuse424 URL to the list of sites allowed to set cookies. If you are blocking pop-ups then use the **Settings** button to add Cayuse424 to the list of sites that are allowed to use Popups.



Internet Explorer 7.x

For IE 7, click on **Tools:Internet Options** and the **Privacy** tab. Use the **Sites** button to add the Cayuse424 URL to the list of sites allowed to set cookies. If you are blocking pop-ups then use the **Settings** button to add Cayuse424 to the list of sites that are allowed to use Popups.

